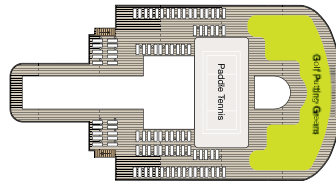


DECK PLANS

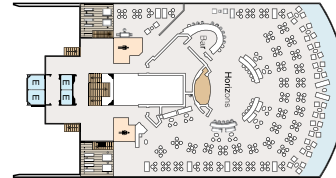
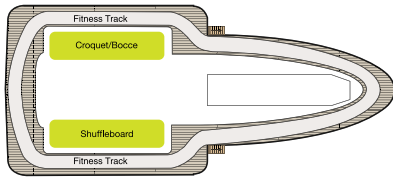
MARINA & RIVIERA

SHIPS' SPECIFICATIONS

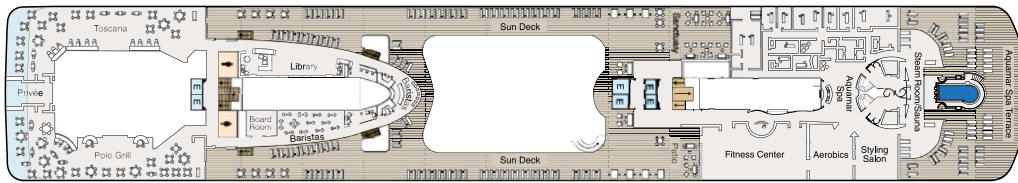
Year Built: *Marina* 2011; *Riviera* 2012 | Re-Inspiration Dates: *Riviera* 2019; *Marina* 2021 | Gross Tonnage: 66,084 | Length: 239.24 metres
 Beam: 32.2 metres | Cruising Speed: 20 knots | Guest Decks: 11 | Guest Capacity (Double Occupancy): 1,250
 Staff Size: 800 | Guest-to-Staff Ratio: 1.56 to 1 | Nationality of Officers: European | Country of Registry: Marshall Islands



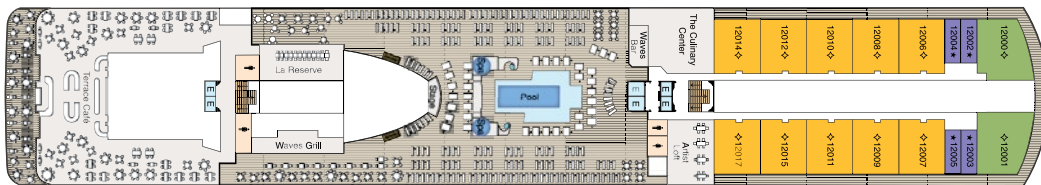
DECK 16



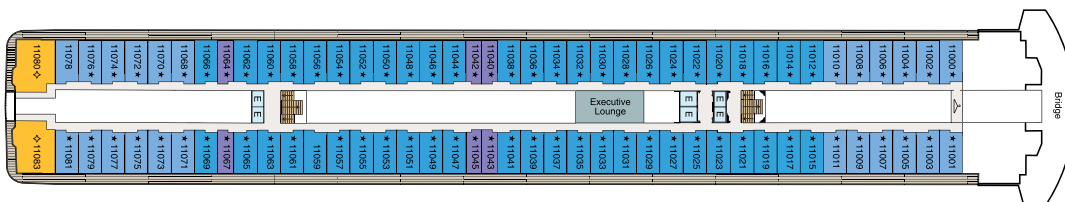
DECK 15



DECK 14



DECK 12




DECK 11

AFT

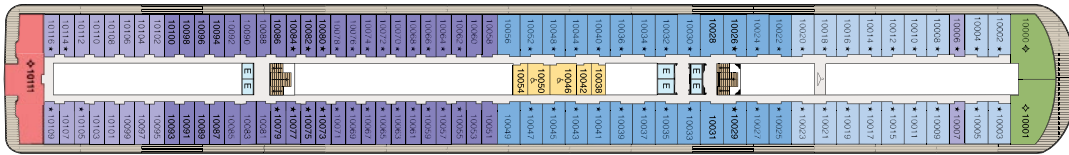
FORWARD

STATEROOM COLOUR LEGEND



SYMBOL LEGEND

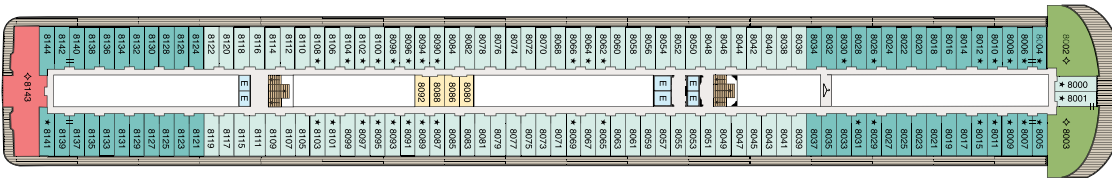
- ♣ Restrooms
- E Elevator
- 👤 Launderette
- || Connecting Staterooms
- ♿ Wheelchair Accessible
- ✳ Triple with Sofa bed
- ◇ 3rd and 4th guest occupancy available upon request; 3rd guest only occupancy available upon request in Owner's Suites



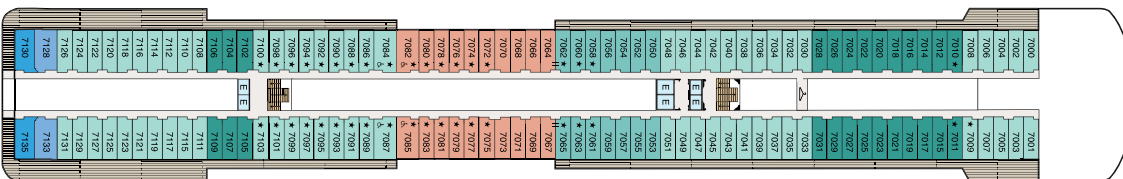
DECK 10



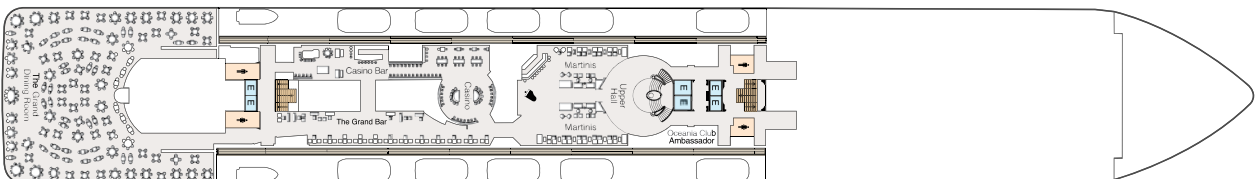
DECK 9



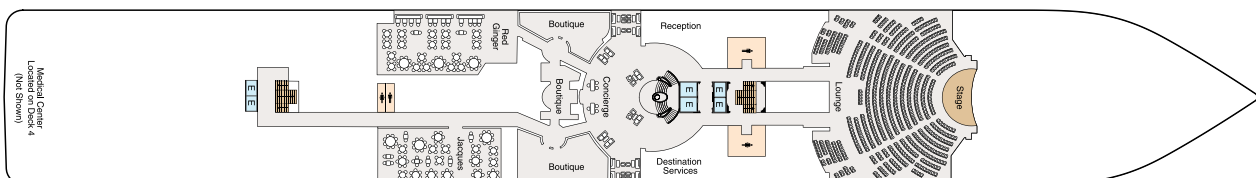
DECK 8



DECK 7



DECK 6



DECK 5

AFT FORWARD